

EMI Suppression Capacitors

CMPS

class Y2

■ Features

- miniaturized.
- Plastic case(UL94 V-0), Epoxy resin sealing.
- RoHS directive compliant

■ Applications

- Interference suppressors

■ Applicable Standard

SAFTY	FILE NO
UL60384-14 / CAN/CSA-E60384-14 Fixed Capacitor - X2	E327138
ENEC/CB(VDE)(IEC60384-14)	40026078
KC(KTL)	SU03030-7001A~7004A SU03030-13001,13002 / SU03064-13001~13006
CQC	CQC13001095123 CQC13001095638 / CQC13001098793~4

■ Specifications

Reference Standard	IEC 60384-14
Climatic Category Passive Flammability Class	40 / 105 / 56 / B
Class	Y2
Rated Temperature	105°C
Operation Temperature Range	-40°C~+105°C
Rated Voltage	300Vac
Capacitance Range	0.0010μF~1.0μF
Capacitance Tolerance	K : ±10% / M : ±20%
Voltage Proof	3400(Vdc) - 2~3 Sec
Dissipation Factor	≤0.3% (at 1kHz 20°C) ≤0.4% (at 10kHz 20°C)
Insulation Resistance	≥30,000MΩ C _R ≤0.33μF 100Vdc 60sec 20°C ≥10,000.Ω·F C _R >0.33μF 100Vdc 60sec 20°C

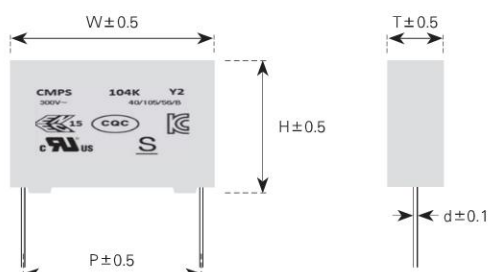
■ Part Number System

CMPS	AC300V	102	K	10	S	5	
Part-1	Part-2	Part-3	Part-4	Part-5	Part-6	Part-7	Part-8

- Part-1 : Series Code(Series Name) - CMPS
 Part-2 : Rated Voltage(300Vac)
 Part-3 : Rated Capacitance Value(0.001μF~ 1.0μF / 102~105)
 Part-4 : Capacitance Tolerance(K :±10% / M : ±20%)
 Part-5 : Lead Spacing(10mm / 15mm / 22.5mm / 27.5mm / 37.5mm)
 Part-6 : Forming-Type and Packing Code
 Part-7 : Size Number(5~6 : Min-Type / 7 : Standard-Type / 8~15 : Large-Type)
 Part-8 : Internal Use

CODE	STYLE
B	Bending Forming
C	Straight Cutting
D	D-Type Forming
L	B-Type long Forming
M	C-Type long Forming
S	Straight
X	B-Type Forming
Y	C-Type Forming
Z	Z-Type Forming
T	A-Type Tapping
U	B-Type Tapping
V	C-Type Tapping

■ Dimensions



300Vac					
Cap. (μ F)	Dimensions(mm)			Pitch - d	PART NUMBER
	W (± 0.5)	H (± 0.5)	T (± 0.5)		
0.001	13.0	10.0	5.0	10.0-0.6	CMPS AC300V 102K 10S 5____
0.0012	13.0	10.0	5.0	10.0-0.6	CMPS AC300V 122K 10S 5____
0.0015	13.0	10.0	5.0	10.0-0.6	CMPS AC300V 152K 10S 5____
0.0018	13.0	10.0	5.0	10.0-0.6	CMPS AC300V 182K 10S 5____
0.0022	13.0	10.0	5.0	10.0-0.6	CMPS AC300V 222K 10S 5____
0.0025	13.0	10.0	5.0	10.0-0.6	CMPS AC300V 252K 10S 5____
0.0027	13.0	10.0	5.0	10.0-0.6	CMPS AC300V 272K 10S 5____
0.0033	13.0	11.0	5.0	10.0-0.6	CMPS AC300V 332K 10S 5____
0.0039	13.0	11.0	5.0	10.0-0.6	CMPS AC300V 392K 10S 5____
0.0047	13.0	11.0	5.0	10.0-0.6	CMPS AC300V 472K 10S 5____
0.0056	13.0	12.0	6.0	10.0-0.6	CMPS AC300V 562K 10S 5____
0.0068	13.0	12.0	6.0	10.0-0.6	CMPS AC300V 682K 10S 5____
0.0082	13.0	12.5	6.5	10.0-0.6	CMPS AC300V 822K 10S 5____
0.01	13.0	13.0	7.0	10.0-0.6	CMPS AC300V 103K 10S 5____
0.0022	18.0	9.0	4.5	15.0-0.8	CMPS AC300V 222K 15S 5____
0.0027	18.0	9.0	4.5	15.0-0.8	CMPS AC300V 272K 15S 5____
0.0033	18.0	9.0	4.5	15.0-0.8	CMPS AC300V 332K 15S 5____
0.0039	18.0	9.0	4.5	15.0-0.8	CMPS AC300V 392K 15S 5____
0.0047	18.0	9.0	4.5	15.0-0.8	CMPS AC300V 472K 15S 5____
0.0056	18.0	9.0	4.5	15.0-0.8	CMPS AC300V 562K 15S 5____
0.0068	18.0	11.0	5.0	15.0-0.8	CMPS AC300V 682K 15S 5____
0.0082	18.0	11.0	5.0	15.0-0.8	CMPS AC300V 822K 15S 5____
0.01	18.0	11.0	5.0	15.0-0.8	CMPS AC300V 103K 15S 5____
0.012	18.0	11.0	5.0	15.0-0.8	CMPS AC300V 123K 15S 5____
0.015	18.0	11.0	5.0	15.0-0.8	CMPS AC300V 153K 15S 5____
0.018	18.0	12.0	6.0	15.0-0.8	CMPS AC300V 183K 15S 5____

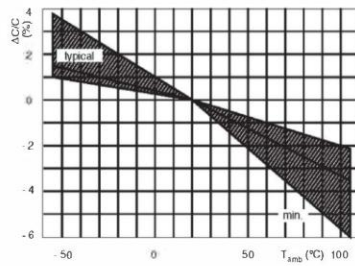
0.022	18.0	12.0	6.0	15.0-0.8	CMPS AC300V 223K 15S 5____
0.025	18.0	13.0	7.0	15.0-0.8	CMPS AC300V 253K 15S 5____
0.027	18.0	13.0	7.0	15.0-0.8	CMPS AC300V 273K 15S 5____
0.033	18.0	13.5	7.5	15.0-0.8	CMPS AC300V 333K 15S 5____
0.039	18.0	14.5	8.5	15.0-0.8	CMPS AC300V 393K 15S 5____
0.047	18.0	14.5	8.5	15.0-0.8	CMPS AC300V 473K 15S 5____
0.056	18.0	16.0	10.0	15.0-0.8	CMPS AC300V 563K 15S 5____
0.068	18.0	16.0	10.0	15.0-0.8	CMPS AC300V 683K 15S 5____
0.082	18.0	19.0	11.0	15.0-0.8	CMPS AC300V 823K 15S 5____
0.01	26.0	15.0	6.0	22.5-0.8	CMPS AC300V 103K 22.5S 5____
0.012	26.0	15.0	6.0	22.5-0.8	CMPS AC300V 123K 22.5S 5____
0.015	26.0	15.0	6.0	22.5-0.8	CMPS AC300V 153K 22.5S 5____
0.018	26.0	15.0	6.0	22.5-0.8	CMPS AC300V 183K 22.5S 5____
0.022	26.0	15.0	6.0	22.5-0.8	CMPS AC300V 223K 22.5S 5____
0.027	26.0	15.0	6.0	22.5-0.8	CMPS AC300V 273K 22.5S 5____
0.033	26.0	15.0	6.0	22.5-0.8	CMPS AC300V 333K 22.5S 5____
0.039	26.0	15.0	6.0	22.5-0.8	CMPS AC300V 393K 22.5S 5____
0.047	26.0	15.0	6.0	22.5-0.8	CMPS AC300V 473K 22.5S 5____
0.056	26.0	15.0	6.0	22.5-0.8	CMPS AC300V 563K 22.5S 5____
0.068	26.0	16.5	7.0	22.5-0.8	CMPS AC300V 683K 22.5S 5____
0.082	26.0	16.5	7.0	22.5-0.8	CMPS AC300V 823K 22.5S 5____
0.1	26.0	17.0	8.5	22.5-0.8	CMPS AC300V 104K 22.5S 5____
0.12	26.0	18.0	9.0	22.5-0.8	CMPS AC300V 124K 22.5S 5____
0.15	26.0	19.0	10.0	22.5-0.8	CMPS AC300V 154K 22.5S 5____
0.18	26.0	22.0	12.5	22.5-0.8	CMPS AC300V 184K 22.5S 5____
0.22	26.0	22.0	12.5	22.5-0.8	CMPS AC300V 224K 22.5S 5____
0.25	26.0	25.0	15.0	22.5-0.8	CMPS AC300V 254K 22.5S 5____
0.27	26.0	25.0	15.0	22.5-0.8	CMPS AC300V 274K 22.5S 5____
0.33	26.0	27.0	16.0	22.5-0.8	CMPS AC300V 334K 22.5S 5____
0.1	32.0	18.0	9.0	27.5-0.8	CMPS AC300V 104K 27.5S 5____
0.12	32.0	18.0	9.0	27.5-0.8	CMPS AC300V 124K 27.5S 5____
0.15	32.0	18.0	9.0	27.5-0.8	CMPS AC300V 154K 27.5S 5____
0.18	32.0	20.0	11.0	27.5-0.8	CMPS AC300V 184K 27.5S 5____
0.22	32.0	20.0	11.0	27.5-0.8	CMPS AC300V 224K 27.5S 5____
0.25	32.0	22.0	13.0	27.5-0.8	CMPS AC300V 254K 27.5S 5____
0.27	32.0	22.0	13.0	27.5-0.8	CMPS AC300V 274K 27.5S 5____
0.33	32.0	24.5	15.0	27.5-0.8	CMPS AC300V 334K 27.5S 5____
0.39	32.0	24.5	15.0	27.5-0.8	CMPS AC300V 394K 27.5S 5____
0.47	32.0	26.0	18.0	27.5-0.8	CMPS AC300V 474K 27.5S 5____
0.56	32.0	30.0	20.0	27.5-0.8	CMPS AC300V 564K 27.5S 5____

EMI Suppression Capacitors

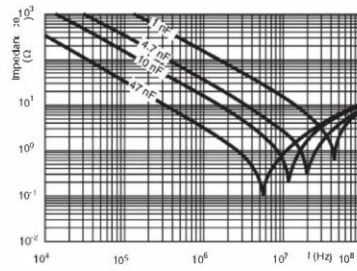
0.68	32.0	30.0	20.0	27.5-0.8	CMPS AC300V 684K 27.5 S 5____
0.82	32.0	34.0	22.0	27.5-0.8	CMPS AC300V 824K 27.5 S 5____
0.33	42.0	22.0	14.0	37.5-1.0	CMPS AC300V 334K 37.5 S 5____
0.39	42.0	22.0	14.0	37.5-1.0	CMPS AC300V 394K 37.5 S 5____
0.47	42.0	26.0	15.0	37.5-1.0	CMPS AC300V 474K 37.5 S 5____
0.56	42.0	26.0	15.0	37.5-1.0	CMPS AC300V 564K 37.5 S 5____
0.68	42.0	30.0	18.0	37.5-1.0	CMPS AC300V 684K 37.5 S 5____
0.82	42.0	30.0	18.0	37.5-1.0	CMPS AC300V 824K 37.5 S 5____
1.0	42.0	32.0	21.0	37.5-1.0	CMPS AC300V 105K 37.5 S 5____

■ Electrical Characteristics (Typical Data)

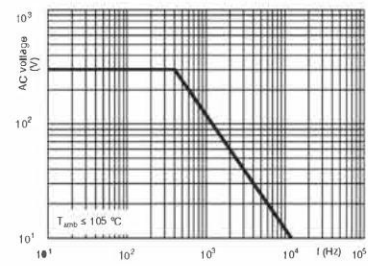
Characteristics



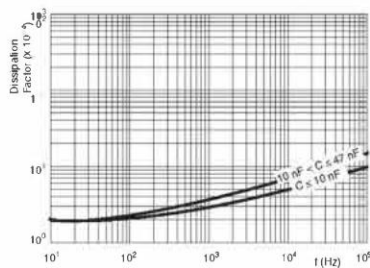
Capacitance as a function of ambient temperature (typical curve)



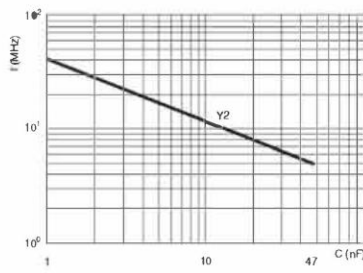
Impedance as a function of frequency (typical curve)



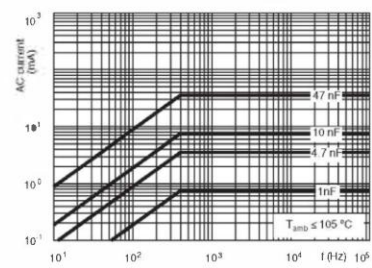
Max. RMS voltage as a function of frequency



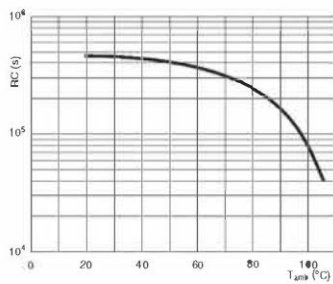
Tangent of loss angle as a function of frequency (typical curve)



Resonant frequency as a function of capacitance (typical curve)



Max. RMS current as a function of frequency



Insulation resistance as a function of ambient temperature (typical curve)